







Paramedic Donning Observer Checklist

Suspected/Confirmed EVD Cases and/or Care Environment Coverall/Gown with Separate Hood and Foot Covers









This checklist is designed to assist paramedics and first responders in correctly donning Personal Protective Equipment (PPE) for suspect/confirmed cases of EVD and their care environment. **Please Note: This is a sample checklist** that may need to be adapted to meet relevant standards of practice and/or specific manufacturer's user instructions for variations of approved PPE. A trained observer will use the checklist to ensure that all necessary donning steps are performed and in the proper sequence. Any errors or omissions are to be corrected immediately to ensure the paramedic and/or first responder is protected.

Before you begin, instruct paramedics(s) and/or first responder(s) to hydrate, tie back long hair and secure in place, and remove personal items such as hand and wrist jewelry. Gather and inspect PPE carefully. Ensure that the correct size is selected and that the PPE is in good sanitary and working condition. Damaged or defective PPE should not be used.

DONNING PPE PROCEDURE		COMMENTS (May include size of PPE)
	Perform hand hygiene: <ul style="list-style-type: none"><input type="checkbox"/> Use alcohol-based hand rub (ABHR) or soap and water before putting on any PPE<input type="checkbox"/> Allow hands to dry completely before putting on any PPE	
	Put on single-use (disposable) impermeable foot covers: <ul style="list-style-type: none"><input type="checkbox"/> Select foot covers that extend to at least mid-thigh<input type="checkbox"/> Ensure foot covers allow for ease of movement<input type="checkbox"/> Adjust and verify for proper fit of PPE<input type="checkbox"/> Sit on clean chair, as needed	
	Perform hand hygiene: <ul style="list-style-type: none"><input type="checkbox"/> Use ABHR or soap and water<input type="checkbox"/> Allow hands to dry completely before putting on any PPE	
	Put on inner gloves <ul style="list-style-type: none"><input type="checkbox"/> Extend cuffs as far up arms as possible<input type="checkbox"/> Adjust and verify proper fit of PPE	
	Put on single-use (disposable) impermeable coverall/gown: <ul style="list-style-type: none"><input type="checkbox"/> Select coverall/gown large enough to allow unrestricted freedom of movement<input type="checkbox"/> Ensure cuffs of inner gloves remain tucked under sleeves<input type="checkbox"/> Seal opening of coverall and ensure no skin or clothing is exposed (if applicable)<input type="checkbox"/> Ensure a continuous barrier between foot covers and gown (if applicable)<input type="checkbox"/> Sit on clean chair, as needed	

Paramedic Donning Observer Checklist

Suspected/Confirmed EVD Cases and/or Care Environment
Coverall/Gown with Separate Hood and Foot Covers

DONNING PPE PROCEDURE	COMMENTS (May include size of PPE)
<p>6  Put on fit-tested N95 respirator:</p> <ul style="list-style-type: none"><input type="checkbox"/> Apply respirator as per manufacturer's user instructions<input type="checkbox"/> Fit flexible nose piece to bridge of nose<input type="checkbox"/> Perform seal check	
<p>7  Put on eye protection (if applicable):</p> <ul style="list-style-type: none"><input type="checkbox"/> Apply safety eyewear as per manufacturer's user instructions	
<p>8  Put on single-use (disposable) impermeable hood cover:</p> <ul style="list-style-type: none"><input type="checkbox"/> Ensure hood cover extends past shoulders and provides complete coverage of head, neck, and ears<input type="checkbox"/> Adjust and verify proper fit of PPE	
<p>9  Put on face protection:</p> <ul style="list-style-type: none"><input type="checkbox"/> Apply full face shield as per manufacturer's user instructions<input type="checkbox"/> Ensure face shield provides coverage of entire front and sides of face; adjust to fit	
<p>10  Put on outer gloves with extended cuffs:</p> <ul style="list-style-type: none"><input type="checkbox"/> Ensure gloves cover cuffs of coverall/gown and that no skin is exposed<input type="checkbox"/> Adjust and verify proper fit of PPE	
<p>11  Verify donning PPE procedure:</p> <ul style="list-style-type: none"><input type="checkbox"/> Inspect PPE to ensure it is secure and full coverage has been achieved<input type="checkbox"/> Visually confirm sequence has been completed correctly	

Name of Observer: _____ Name of Worker: _____ Signature: _____ Date: _____