






# Acute Care Donning Observer Checklist

## Screening/Triage: First Point of Contact Without a Structural Barrier

This checklist is designed to assist in ensuring that health care workers (HCWs) conducting triage in hospital emergency departments are correctly donning Personal Protective Equipment (PPE) for suspect cases of EVD. **Please Note: This is a sample checklist** that may need to be adapted to meet relevant standards of practice and/or specific manufacturer's user instructions for variations of approved PPE. The tool is to be used by a trained observer to guide the HCW in the donning process and verify that all necessary donning steps are performed and in the proper sequence. Any errors are to be corrected immediately to ensure the HCW is protected.

**Before you begin, instruct the HCW to tie back long hair and secure in place, remove personal items such as hand and wrist jewelry. Gather and inspect PPE carefully. It is important to select the correct size of PPE and ensure that the PPE is in good sanitary and working condition. Damaged or defective PPE should not be used.**



DONNING PPE PROCEDURE		COMMENTS (May include size of PPE)
	<b>Perform hand hygiene:</b> <ul style="list-style-type: none"><li><input type="checkbox"/> Use alcohol-based hand rub (ABHR) or soap and water</li><li><input type="checkbox"/> Allow hands to dry completely before putting on any PPE</li></ul>	
	<b>Put on single-use (disposable) fluid-resistant gown:</b> <ul style="list-style-type: none"><li><input type="checkbox"/> Tie straps at back, or if possible, off set to side to facilitate doffing</li><li><input type="checkbox"/> Adjust to cover intended areas</li><li><input type="checkbox"/> Verify proper fit of PPE to allow for unrestricted movement</li></ul>	
	<b>Put on fit-tested N95 respirator:</b> <ul style="list-style-type: none"><li><input type="checkbox"/> Apply respirator as per manufacturer's user instructions</li><li><input type="checkbox"/> Fit flexible nose piece to bridge of nose</li><li><input type="checkbox"/> Perform seal check</li></ul>	
	<b>Put on single-use (disposable) full face shield:</b> <ul style="list-style-type: none"><li><input type="checkbox"/> Ensure face shield provides coverage of entire front and sides of face; adjust to fit</li></ul>	
	<b>Put on gloves with extended cuffs (over cuffs of gown):</b> <ul style="list-style-type: none"><li><input type="checkbox"/> Ensure gloves cover cuffs of gown and that no skin is exposed</li><li><input type="checkbox"/> Adjust and verify proper fit of PPE</li></ul>	

Name of Observer: \_\_\_\_\_ Name of Worker: \_\_\_\_\_ Signature: \_\_\_\_\_ Date: \_\_\_\_\_